

ANTICORROSION SEALANT

COATING



A thick and homogeneous waterproofing coating composed of elastomeric bitumen, volatile solvents, and reflective aluminum pigments. It restores and protects metallic surfaces from corrosion (roofing, siding, reservoirs, water pipes, etc.). This product may also be used to revitalize traditional asphalt roofs.

- Restores and protects metallic surfaces
- Reduces the surface temperature by reflecting UV rays
- Excellent resistance to temperature variations

PRODUCT PURPOSE

Application	Waterproofing complement	
Building Part	Roofing	Other
Substrate	Metal	Asphalt roof

PRODUCT CHARACTERISTICS

Technology	SBS modified bitumen	
Installation Method	Paint brush	Roller
	Sprayer	
Operating Temperature	-40 °C to 80 °C (-40 °F to 176 °F)	

PACKAGING

Code	Containers	Indicative Covering	Quantity per Pallet
34005	3 l (0.8 US gal)	0.2 to 0.5 l/m ² (0.5 to 1.25 US gal/100 ft ²)	120
34015	18 l (4.8 US gal)		36




PROPERTIES

Properties	ROOF ALUMINIUM COATING
Color	Aluminium
Specific Gravity	1.2 kg/L (10 lbs/gal US)
Flash Point, ASTM D93	30 °C (86 °F)
Flow at 95 °C (203 °F), 45° angle, 24 hours	None
Artificial aging	No visible deterioration
Solids by weight	64%
Resistance to frost	Good

All values are nominal)

ANTICORROSION SEALANT

INSTALLATION

Storage	Five years in its original closed packaging, in a cool, well-ventilated area. Store in a cool, dry place up to 40 °C (104 °F). The product can withstand freezing.	
Minimum Application	0 °C (32 °F)	
Complementary products	ALU ELASTOMERIC SEALER	ALL PURPOSE ALUMINIUM WATERPROOFING MEMBRANE
Tools Required	 Paint brush	 Roller
	 Sprayer	
Surface Preparation	If the surface being treated is cracked or has holes, clean the surface, apply EXTERIOR PRIMER and repair with an ALUMINIUM WATERPROOFING MEMBRANE.	
Installation Prerequisite	Do not apply in wet weather, when there is risk of condensation.	
Installation	<p>Application by brush or roller</p> <ol style="list-style-type: none"> Mix the coating before and periodically during application. considering the product viscosity, it is recommended to use a mixing drill. With a brush or roller, apply one or two coats, depending on surface conditions and the desired effect. If necessary, apply a second thin coat when the first is dry (about 24 hours). <p>Sprayer application</p> <ol style="list-style-type: none"> Mix the coating before and periodically during application. Spray coating with a type "airless" equipment capable of developing a pressure of 3000 PSI, with a hose 1 cm (1/4 in) in diameter and a nozzle with a diameter between 19 and 25 mil. If necessary, apply a second thin coat when the first is dry (about 24 hours). Dilute the coating at a rate of 25% using a solvent. Clean the sprayer immediately after application with paint thinner. 	
Drying time	24 hours per coat	
Cleaning	Clean tools with petroleum solvents (mineral spirits, xylene, etc.).	
Tricks / Tips	If necessary, the product can be diluted with a xylene thinner or another type of thinner. Do not use more than 10% of thinner; further dilution will affect performance of the product.	
Recommendations/Limitations	The coating may be applied to a previously coated substrate. However, it is not advisable to apply a paint coating. Do not apply in wet weather, when there is risk of condensation. It is not recommended to use a product containing bitumen directly on softwood boards or on flexible polyvinyl chloride.	
Warnings	Keep out of the reach of children. Properly close the container after each use. Store in a closed room, well-ventilated by forced ventilation if necessary, and provide supervision from outside. Harmful if swallowed, inhaled, or contacts the skin. During use, keep away from ignition sources. No smoking. After application, keep away from flames until solvent has evaporated. Do not pour residues in drains.	

